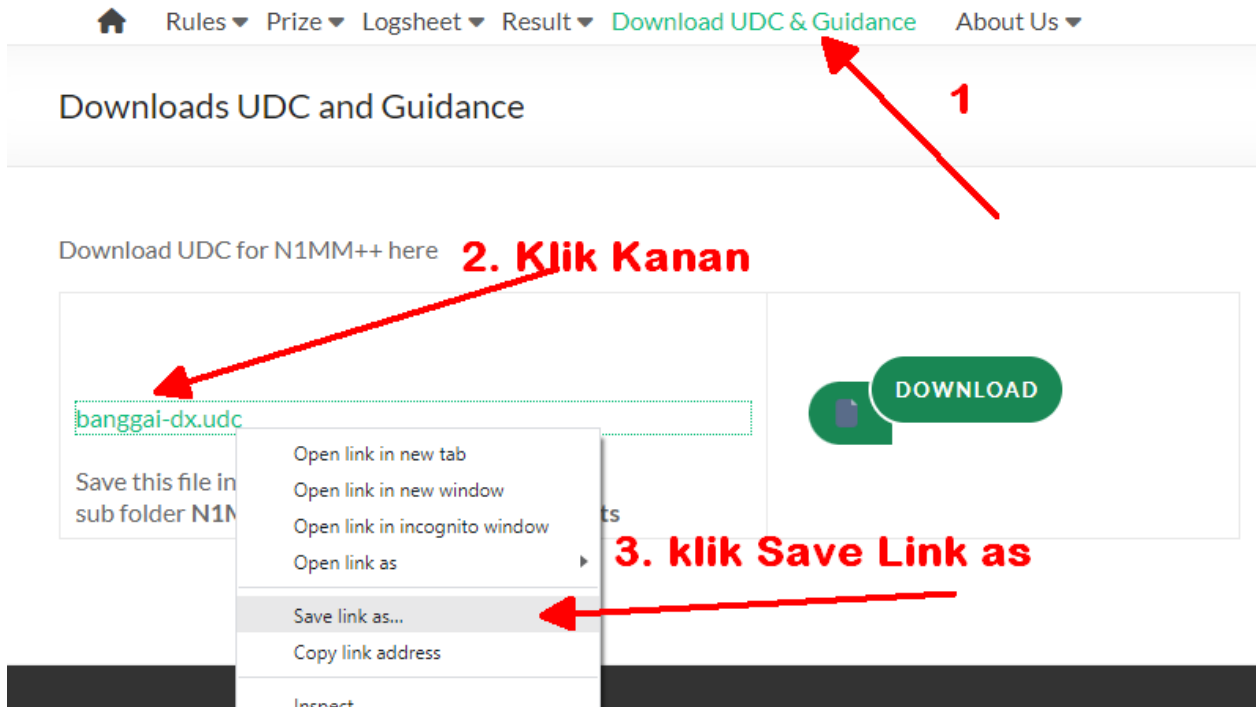
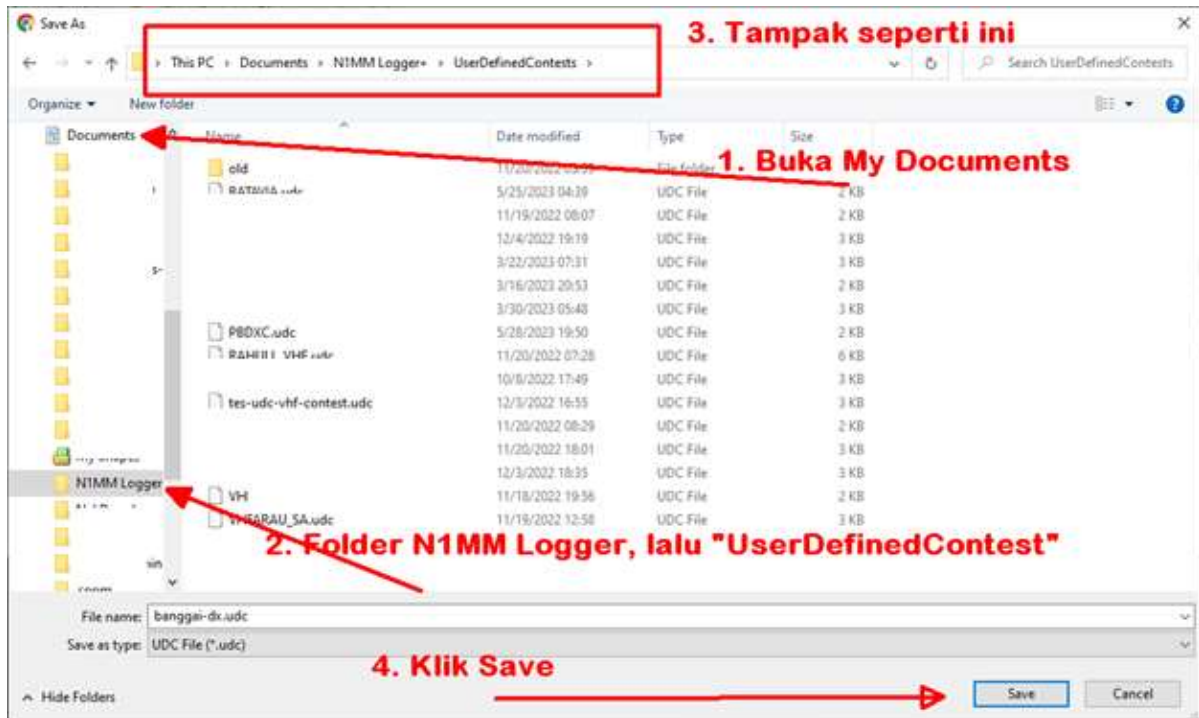


BANGGAI DX CONTEST

1. Go to page "Download UDC & Guidance"



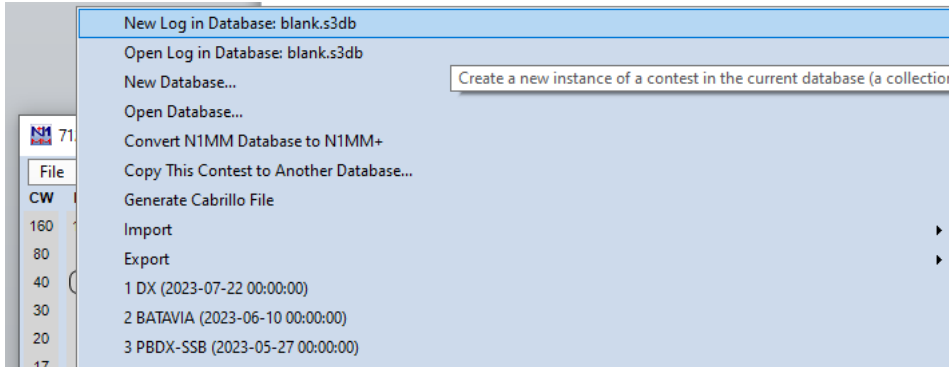
2. Open Folder "Documents\N1MM Logger\UserDefinedContests", and save here



3. Open N1MM applications



4. Click "File", "New Log in Database:"

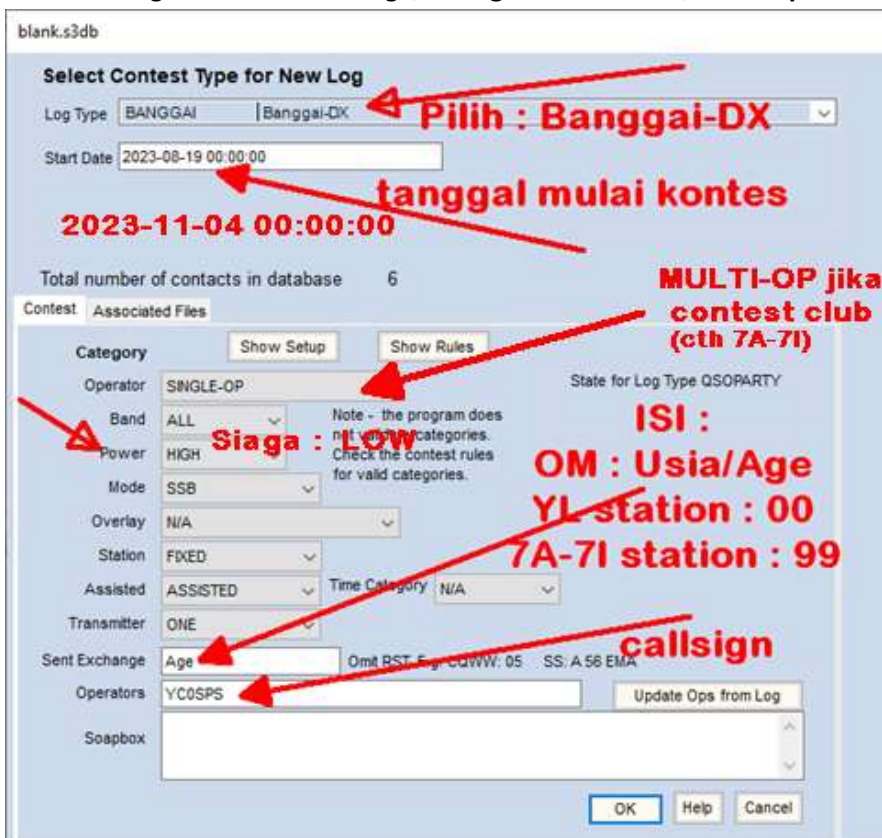


5. Fill the data. Log Type : **Banggai**.

Start Date is **Banggai DX Contest** starting time.

Operator : **Single-OP** if you are single operator, **MULTI-OP** if you are Indonesia contest club (7A-7I station).

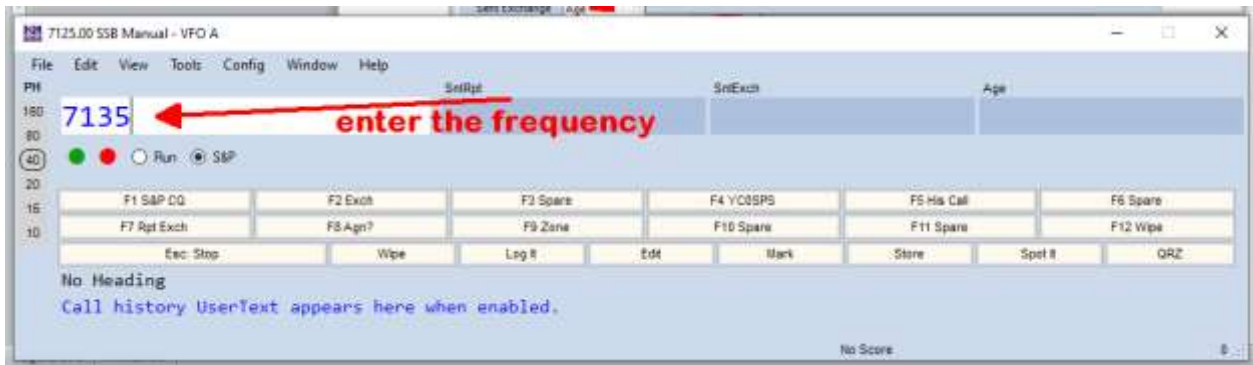
Sent Exchange : **Old Man** with age, **Young Ladies** with 00, **Multi Operator** with 99



Don't forget, click "OK"

6. STARTING CONTEST

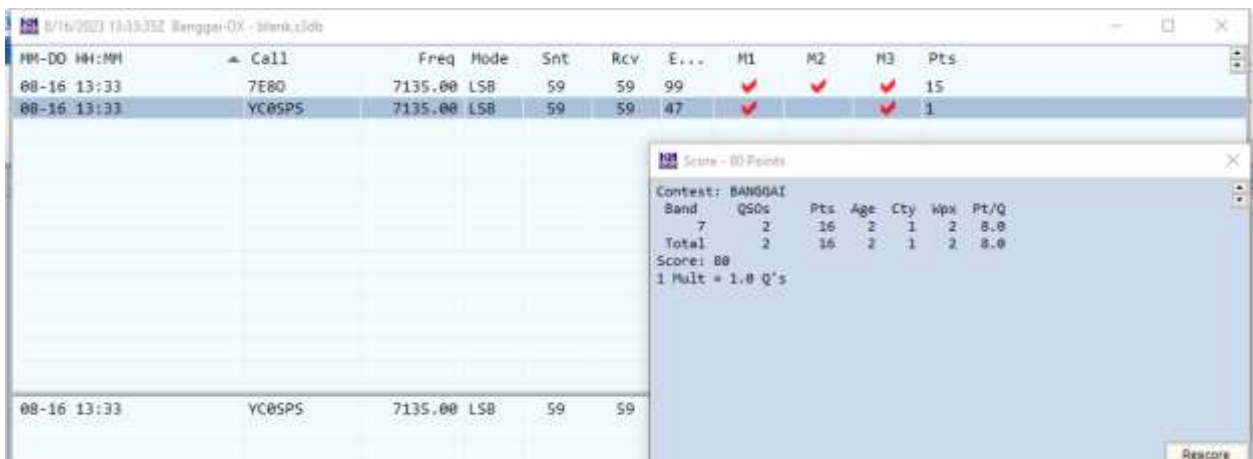
If you're not using CAT, enter frequency manually



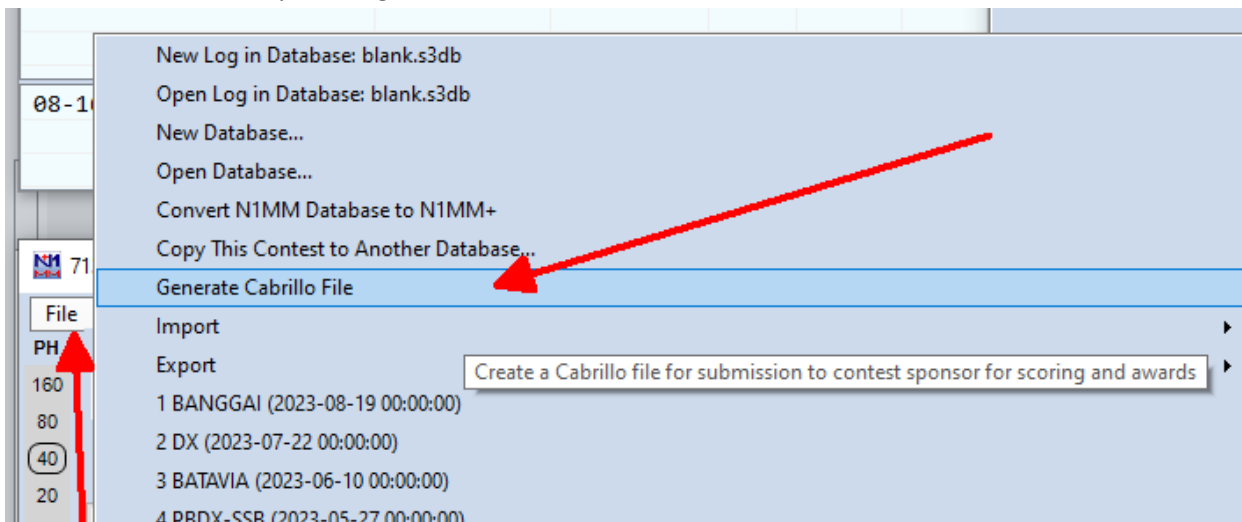
7. Save your QSO's



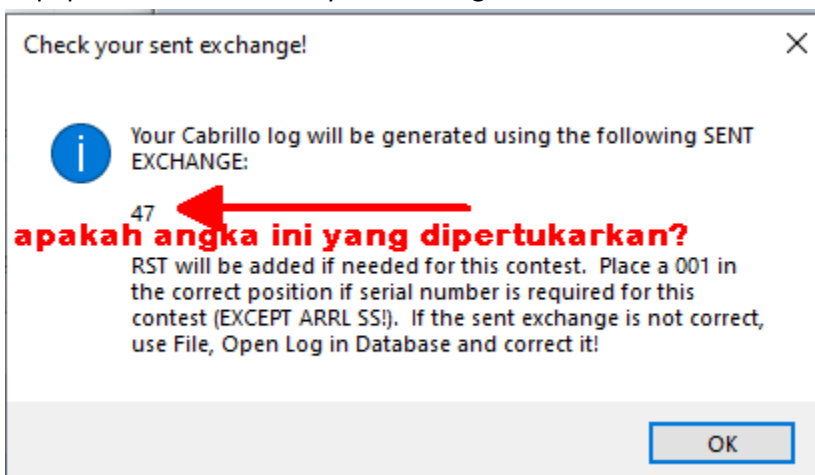
8. The Score Window



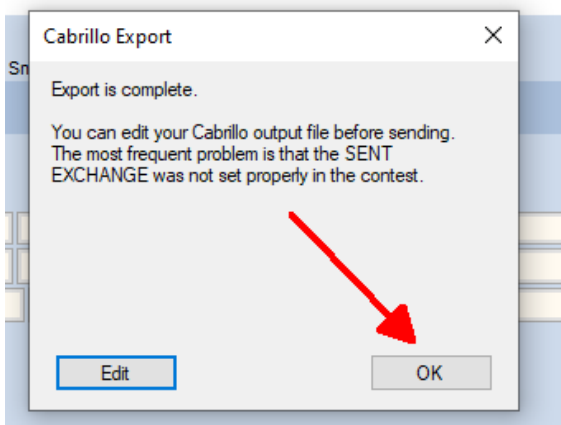
9. If the Contest is finish, you can generate Cabrillo file from "File" and "Generate Cabrillo file"



10. Popup confirmation about your exchange code. Click OK for continue



11. Export is Complete.



12. Open folder "ExportFiles" from "My Documents\N1MM Logger+".

Using Notepad, open exported Cabrillo file.

```
*tesYC0SPS.log - Notepad
File Edit Format View Help
START-OF-LOG: 3.0
LOCATION: DX
CALLSIGN: YC0SPS ← (header) Callsign harus sesuai
CLUB:
CONTEST: Banggai-DX
CATEGORY-OPERATOR: SINGLE-OP
CATEGORY-ASSISTED: ASSISTED
CATEGORY-BAND: ALL
CATEGORY-MODE: SSB
CATEGORY-POWER: HIGH
CATEGORY-STATION: FIXED
CATEGORY-TRANSMITTER: ONE
CLAIMED-SCORE: 80
OPERATORS: YC0SPS
NAME: Indra
ADDRESS:
ADDRESS:
ADDRESS-CITY: Jakarta Utara
ADDRESS-STATE-PROVINCE: DKI
ADDRESS-POSTALCODE: 14450
ADDRESS-COUNTRY: INDONESIA
GRID-LOCATOR: OI33JU
EMAIL:
CREATED-BY: N1MM Logger+ 1.0.10000.0
QSO: 7135 PH 2023-08-16 1333 YC0SPS      59 47      7E80      59 99
QSO: 7135 PH 2023-08-16 1333 YC0SPS |  59 47      YB1GBN     59 47
END-OF-LOG:

Ln 26, Col 38      100%      Windows (CRLF)      UTF-8
```

13. If all data is correct, you can submit your cabrillo into website : <https://banggaidxcontest.com>

